


Adult Social Care: service users at 31/03/24

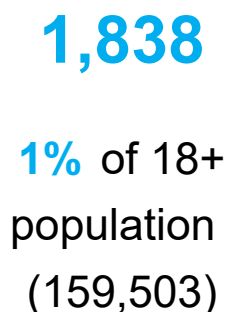
Care homes



Community



Total



Adult Social Care: care planning^o

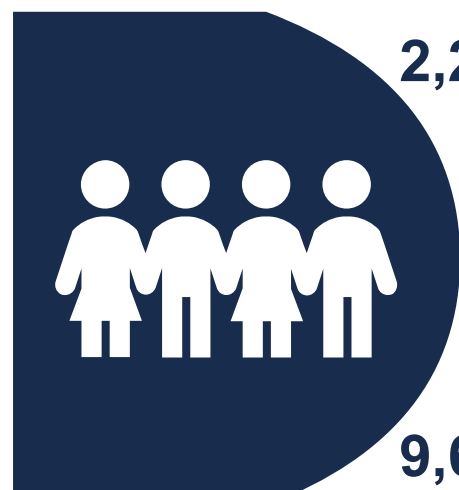


1,247 Care Act assessments

2,471 Social Care reviews

Children's Services

0-17 population: 36,615



2,230 Children on Education, Health & Care Plans[^] | **+16%** vs. 2022/23


141 Children on Child Protection Plans* | **+1%** vs. 2022/23

218 Looked After Children* | **-5%** vs. 2022/23

1,258 Referrals to Early Help services | **-14%** vs. 2022/23

9,663 Contacts to Social Care | **+0%** vs. 2022/23

Child Health (22/23)

 **1,893**
-3% vs. 21/22

Two doses of MMR (aged 5)

 **567**
-36% vs. 21/22

Face-to-face antenatal contacts

B&NES Activity Report 2023/24

All data 2023/24 totals except where indicated
below or where referenced in the Notes pane



Planning



1,833

Applications decided

-7% versus 22/23

Fly-tipping



1,781

Instances cleared

+3% versus 22/23

Health improvement



126

-32% versus 20/21

Successful completions of
alcohol treatment



182

-12% versus 21/22

Smokers who quit successfully
at 4 weeks



1,085

+2% versus 21/22

Adults in Substance Misuse
Treatment Services

Streetworks



8,652

Permits issued

-16% versus 22/23

Homes for Ukraine*



222

Hosting arrangements

387

Guests hosted

Residual waste



365

Kilograms
per household~

Kerbside recycling




21.8k

Tonnes collected

-8% versus 21/22

Revenues and Benefits caseloads*



4,249

Housing Benefit


9,147

Council Tax Support

Social media interactions


 **20k** Engagements

 **21k** Engagements

 **50k** Views


 **0.5M** Impressions

Webinars and forums

 **8,351**
Webinar and forum views

IT services

 **2,798** Users supported*

 **38k** Teams meetings[†]

 **1,127k** Teams chat messages[†]

Newsletters and articles

 **279** Newsroom articles

 **352k** E-connect emails sent

Customer Services


 **118k** Calls offered
-24% versus 22/23

Library and Information Services

 **425k** Items issued
+4% versus 22/23

Organisational Development

 **412** Guided learning courses completed
-2% versus 22/23

 **7,985** eLearning courses completed
+4% versus 22/23


City & Town Centre



451k
Total visitors to
Bath Christmas Market
December 2023



160
Number of days
filming




272
Assisted Arrests



325
Number of event
days booked

Highways



7,718
Potholes repaired
+105% versus 22/23



102k
Highway resurfaced (m2)

Council tree stock



+1,311
Change in council
tree stock

Environmental Health



866
Food hygiene
inspections

Health screening



23,635
Cancer screening
bowel cancer
People screened in the 2.5 years to March 2023

Burial & Cremation



1,455
Burials and cremations
facilitated